

General Election 2022

November 8, 2022

Overall

PCT/TWP	Voted	Registered	%Total
Overall Total	17,844	36,703	48.62%
Precinct 1	275	903	30.45%
Precinct 2 H107	37	103	35.92%
Precinct 2 H71	210	654	32.11%
Precinct 3 H107	120	470	25.53%
Precinct 3 H69	81	215	37.67%
Precinct 4 H107	256	741	34.55%
Precinct 5 H107	295	801	36.83%
Precinct 6 H69	224	658	34.04%
Precinct 7 H107	199	506	39.33%
Precinct 7 H69	113	273	41.39%
Precinct 8 H107	40	119	33.61%
Precinct 8 H69	58	107	54.21%
Precinct 8 H71	169	497	34.00%
Precinct 9 H69	313	682	45.89%
Precinct 10 H69	152	306	49.67%
Precinct 10 H71	155	396	39.14%
Precinct 11 H69	266	771	34.50%
Precinct 12 H69	428	875	48.91%
Precinct 13 H69	242	706	34.28%
Precinct 14 H69	343	863	39.75%
Precinct 15 H71	280	776	36.08%
Precinct 16 H71	238	618	38.51%
Precinct 17 H71	243	674	36.05%
Precinct 18 H71	276	679	40.65%
Precinct 19 H71	406	647	62.75%
Precinct 20 H71	868	1348	64.39%
Precinct 21 H71	808	1260	64.13%
Precinct 22 North H71	766	1280	59.84%
Precinct 22 South H71	111	163	68.10%
Precinct 23 H71	849	1511	56.19%
Precinct 24 H71	274	550	49.82%
Precinct 25 H69	75	221	33.94%
Precinct 25 H71	129	355	36.34%
Precinct 26 H71	277	546	50.73%
Precinct 27 H69	400	925	43.24%
Precinct 28 H69	109	236	46.19%
Precinct 28 H71	190	412	46.12%
Precinct 29 H69	190	363	52.34%
Precinct 29 H71	232	493	47.06%
Precinct 30 H69	348	641	54.29%
Precinct 31 H69	321	611	52.54%
Precinct 31 H71	772	1278	60.41%
Precinct 32 H69	230	451	51.00%
Precinct 33 H69	507	910	55.71%
Precinct 34 H69	748	1240	60.32%
Precinct 34 H71	198	421	47.03%
Precinct 35 H69	529	1553	34.06%
Precinct 36 H71	52	80	65.00%
Cambria H71	182	323	56.35%
Dayton H71	44	102	43.14%
Elm Creek H107	244	420	58.10%
Elm Creek H71	184	295	62.37%
Eureka H69	247	458	53.93%
Falun H69	124	197	62.94%
Glendale H107	43	74	58.11%
Greeley H71	383	628	60.99%
Gypsum H69	91	130	70.00%
Liberty H69	89	136	65.44%
Ohio H107	140	224	62.50%
Ohio H69	28	58	48.28%
Pleasant Valley H107	157	272	57.72%
Smoky Hill	119	196	60.71%
Smoky View H69	339	659	51.44%
Smolan H69	332	554	59.93%
Solomon H71	179	264	67.80%
Spring Creek H107	53	75	70.67%
Spring Creek H69	106	206	51.46%
Walnut H69	284	429	66.20%
Washington (307)	54	91	59.34%
Washington H69 (400)	20	24	83.33%

General Election 2022

November 8, 2022

US Senator

PCT/TWP	Jerry Moran	David C Graham	Mark R Holland	Write In	Total
	Republican	Libertarian	Democratic		
Overall	12,174	666	4,780	24	17,644
Percentage	69.00%	3.77%	27.09%	0.14%	100%
Precinct 1	157	18	92	1	268
Precinct 2 H107	19	4	14	0	37
Precinct 2 H71	110	16	83	1	210
Precinct 3 H107	58	5	55	0	118
Precinct 3 H69	51	5	25	0	81
Precinct 4 H107	129	17	104	0	250
Precinct 5 H107	150	17	125	0	292
Precinct 6 H69	132	16	70	0	218
Precinct 7 H107	119	10	67	0	196
Precinct 7 H69	73	7	32	0	112
Precinct 8 H107	22	0	18	0	40
Precinct 8 H69	33	1	23	0	57
Precinct 8 H71	98	9	56	0	163
Precinct 9 H69	189	9	112	0	310
Precinct 10 H69	83	5	64	0	152
Precinct 10 H71	89	9	56	0	154
Precinct 11 H69	163	18	82	0	263
Precinct 12 H69	230	19	170	1	420
Precinct 13 H69	156	4	75	1	236
Precinct 14 H69	223	11	104	0	338
Precinct 15 H71	159	13	103	1	276
Precinct 16 H71	152	10	71	1	234
Precinct 17 H71	149	4	88	0	241
Precinct 18 H71	175	17	79	0	271
Precinct 19 H71	289	12	102	0	403
Precinct 20 H71	614	28	215	3	860
Precinct 21 H71	531	21	243	0	795
Precinct 22 North H71	525	20	214	0	759
Precinct 22 South H71	92	4	14	0	110
Precinct 23 H71	575	25	231	3	834
Precinct 24 H71	170	18	84	0	272
Precinct 25 H69	45	3	27	0	75
Precinct 25 H71	73	7	46	0	126
Precinct 26 H71	186	4	85	0	275
Precinct 27 H69	253	17	127	0	397
Precinct 28 H69	72	4	31	0	107
Precinct 28 H71	128	11	49	0	188
Precinct 29 H69	129	6	53	0	188
Precinct 29 H71	161	12	57	0	230
Precinct 30 H69	224	14	106	1	345
Precinct 31 H69	228	15	76	1	320
Precinct 31 H71	573	14	174	1	762
Precinct 32 H69	171	8	50	0	229
Precinct 33 H69	339	16	147	0	502
Precinct 34 H69	550	22	172	2	746
Precinct 34 H71	142	7	49	0	198
Precinct 35 H69	336	20	167	2	525
Precinct 36 H71	40	4	8	0	52
Cambria H71	144	8	26	0	178
Dayton H71	39	0	5	0	44
Elm Creek H107	212	6	24	0	242
Elm Creek H71	150	3	29	0	182
Eureka H69	204	9	28	1	242
Falun H69	110	3	10	0	123
Glendale H107	37	0	6	0	43
Greeley H71	312	13	57	0	382
Gypsum H69	82	4	4	0	90
Liberty H69	71	6	10	1	88
Ohio H107	120	5	13	1	139
Ohio H69	21	0	7	0	28
Pleasant Valley H107	130	6	19	1	156
Smoky Hill	86	9	24	0	119
Smoky View H69	264	9	64	1	338
Smolan H69	276	10	39	0	325
Solomon H71	142	6	31	0	179
Spring Creek H107	41	1	11	0	53
Spring Creek H69	91	3	11	0	105
Walnut H69	213	7	60	0	280
Washington (307)	48	1	4	0	53
Washington H69 (400)	16	1	3	0	20

General Election 2022

November 8, 2022

US House of Representatives

1st District

PCT/TWP	Tracey Mann Republican	James "Jimmy Beard" Democratic	Write In	Total
Overall	12,506	5,004	16	17,526
Percentage	71.36%	28.55%	0.09%	100%
Precinct 1	180	85	1	266
Precinct 2 H107	24	12	0	36
Precinct 2 H71	117	92	0	209
Precinct 3 H107	64	52	0	116
Precinct 3 H69	56	24	0	80
Precinct 4 H107	138	112	0	250
Precinct 5 H107	162	128	0	290
Precinct 6 H69	139	81	0	220
Precinct 7 H107	122	75	0	197
Precinct 7 H69	80	30	1	111
Precinct 8 H107	22	17	0	39
Precinct 8 H69	32	25	0	57
Precinct 8 H71	102	61	0	163
Precinct 9 H69	195	112	0	307
Precinct 10 H69	87	63	0	150
Precinct 10 H71	88	65	1	154
Precinct 11 H69	169	92	0	261
Precinct 12 H69	244	174	1	419
Precinct 13 H69	162	71	1	234
Precinct 14 H69	229	104	1	334
Precinct 15 H71	161	110	0	271
Precinct 16 H71	157	76	0	233
Precinct 17 H71	144	91	1	236
Precinct 18 H71	186	81	1	268
Precinct 19 H71	288	114	0	402
Precinct 20 H71	617	231	0	848
Precinct 21 H71	541	247	0	788
Precinct 22 North H71	555	199	0	754
Precinct 22 South H71	92	18	0	110
Precinct 23 H71	586	240	0	826
Precinct 24 H71	179	90	2	271
Precinct 25 H69	48	27	0	75
Precinct 25 H71	78	47	0	125
Precinct 26 H71	188	85	0	273
Precinct 27 H69	259	136	0	395
Precinct 28 H69	73	34	0	107
Precinct 28 H71	133	53	1	187
Precinct 29 H69	132	55	0	187
Precinct 29 H71	163	66	0	229
Precinct 30 H69	234	111	0	345
Precinct 31 H69	234	81	0	315
Precinct 31 H71	573	181	2	756
Precinct 32 H69	174	54	0	228
Precinct 33 H69	346	148	0	494
Precinct 34 H69	567	172	2	741
Precinct 34 H71	149	48	0	197
Precinct 35 H69	347	173	1	521
Precinct 36 H71	44	8	0	52
Cambria H71	149	30	0	179
Dayton H71	40	4	0	44
Elm Creek H107	209	32	0	241
Elm Creek H71	145	36	0	181
Eureka H69	215	30	0	245
Falun H69	112	10	0	122
Glendale H107	36	7	0	43
Greeley H71	313	63	0	376
Gypsum H69	86	5	0	91
Liberty H69	77	11	0	88
Ohio H107	118	21	0	139
Ohio H69	19	8	0	27
Pleasant Valley H107	129	26	0	155
Smoky Hill	91	27	0	118
Smoky View H69	261	72	0	333
Smolan H69	276	49	0	325
Solomon H71	147	32	0	179
Spring Creek H107	43	10	0	53
Spring Creek H69	95	10	0	105
Walnut H69	219	62	0	281
Washington (307)	49	5	0	54
Washington H69 (400)	17	3	0	20

General Election 2022

November 8, 2022

Governor/Lt Governor

State of Kansas

PCT/TWP	Derek Schmidt/ Katie Sawyer	Seth Cordell/ Evan Laudick-Gains	Laura Kelly/ David Toland	Dennis Pyle/ Kathlen E Garrison	Write In	Total
	Republican	Libertarian	Democratic	Independent		
Overall	9,124	227	8,036	344	5	17,736
Percentage	51.44%	1.28%	45.31%	1.94%	0.03%	100%
Precinct 1	115	3	143	12	0	273
Precinct 2 H107	13	2	21	1	0	37
Precinct 2 H71	77	10	115	7	0	209
Precinct 3 H107	49	2	65	3	0	119
Precinct 3 H69	34	2	42	2	0	80
Precinct 4 H107	101	7	136	9	0	253
Precinct 5 H107	110	4	170	6	0	290
Precinct 6 H69	105	4	106	7	1	223
Precinct 7 H107	84	3	105	6	0	198
Precinct 7 H69	57	2	53	1	0	113
Precinct 8 H107	13	0	25	2	0	40
Precinct 8 H69	23	0	35	0	0	58
Precinct 8 H71	77	0	89	1	0	167
Precinct 9 H69	117	5	178	8	1	309
Precinct 10 H69	57	1	90	3	0	151
Precinct 10 H71	59	5	86	5	0	155
Precinct 11 H69	104	4	145	10	0	263
Precinct 12 H69	169	5	244	8	0	426
Precinct 13 H69	112	2	125	1	1	241
Precinct 14 H69	156	7	169	9	0	341
Precinct 15 H71	115	6	152	5	0	278
Precinct 16 H71	117	5	109	7	0	238
Precinct 17 H71	115	2	122	3	0	242
Precinct 18 H71	144	6	120	3	0	273
Precinct 19 H71	207	4	190	4	0	405
Precinct 20 H71	430	4	423	8	0	865
Precinct 21 H71	393	4	391	12	0	800
Precinct 22 North H71	403	7	343	9	0	762
Precinct 22 South H71	72	0	38	0	0	110
Precinct 23 H71	446	8	372	14	0	840
Precinct 24 H71	127	11	128	4	0	270
Precinct 25 H69	34	1	39	1	0	75
Precinct 25 H71	58	3	64	4	0	129
Precinct 26 H71	115	6	151	5	0	277
Precinct 27 H69	197	6	184	12	0	399
Precinct 28 H69	57	2	46	4	0	109
Precinct 28 H71	102	3	76	8	0	189
Precinct 29 H69	93	2	86	8	0	189
Precinct 29 H71	118	2	108	4	0	232
Precinct 30 H69	161	3	172	7	0	343
Precinct 31 H69	172	7	138	4	0	321
Precinct 31 H71	426	5	331	5	0	767
Precinct 32 H69	120	3	105	2	0	230
Precinct 33 H69	234	5	261	5	1	506
Precinct 34 H69	396	8	325	16	0	745
Precinct 34 H71	112	1	81	3	0	197
Precinct 35 H69	256	8	244	17	1	526
Precinct 36 H71	29	1	22	0	0	52
Cambria H71	124	3	50	5	0	182
Dayton H71	27	1	16	0	0	44
Elm Creek H107	171	3	67	3	0	244
Elm Creek H71	109	1	73	0	0	183
Eureka H69	170	0	67	7	0	244
Falun H69	90	2	28	4	0	124
Glendale H107	27	1	12	1	0	41
Greeley H71	252	3	117	8	0	380
Gypsum H69	75	0	14	0	0	89
Liberty H69	62	1	24	2	0	89
Ohio H107	101	0	37	1	0	139
Ohio H69	14	2	12	0	0	28
Pleasant Valley H107	103	2	44	6	0	155
Smoky Hill	65	3	47	4	0	119
Smoky View H69	194	1	132	10	0	337
Smolan H69	208	5	114	2	0	329
Solomon H71	120	1	54	4	0	179
Spring Creek H107	38	0	12	2	0	52
Spring Creek H69	75	3	24	4	0	106
Walnut H69	169	4	105	5	0	283
Washington (307)	35	0	18	1	0	54
Washington H69 (400)	14	0	6	0	0	20

General Election 2022

November 8, 2022

Secretary of State

State of Kansas

PCT/TWP	Scott J Schwab	Cullene Lang	Jeanna Repass	Write In	Total
	Republican	Libertarian	Democratic		
Overall	11,634	597	5,266	10	17,507
Percentage	66.45%	3.41%	30.08%	0.06%	100%
Precinct 1	152	14	101	0	267
Precinct 2 H107	22	1	13	0	36
Precinct 2 H71	100	17	90	0	207
Precinct 3 H107	57	4	57	0	118
Precinct 3 H69	50	4	26	0	80
Precinct 4 H107	131	17	103	0	251
Precinct 5 H107	143	16	128	0	287
Precinct 6 H69	124	12	81	0	217
Precinct 7 H107	108	7	81	0	196
Precinct 7 H69	73	6	33	0	112
Precinct 8 H107	21	1	18	0	40
Precinct 8 H69	31	2	24	0	57
Precinct 8 H71	97	3	65	0	165
Precinct 9 H69	172	17	120	0	309
Precinct 10 H69	75	3	70	0	148
Precinct 10 H71	84	7	61	0	152
Precinct 11 H69	151	19	93	0	263
Precinct 12 H69	225	17	175	0	417
Precinct 13 H69	145	12	81	0	238
Precinct 14 H69	215	19	101	0	335
Precinct 15 H71	147	13	115	0	275
Precinct 16 H71	148	10	73	0	231
Precinct 17 H71	142	7	90	0	239
Precinct 18 H71	169	16	83	1	269
Precinct 19 H71	271	10	119	0	400
Precinct 20 H71	584	22	243	0	849
Precinct 21 H71	501	20	257	0	778
Precinct 22 North H71	513	17	224	2	756
Precinct 22 South H71	83	1	23	0	107
Precinct 23 H71	555	19	256	0	830
Precinct 24 H71	162	16	91	1	270
Precinct 25 H69	43	3	29	0	75
Precinct 25 H71	69	8	50	0	127
Precinct 26 H71	172	6	94	0	272
Precinct 27 H69	245	17	136	0	398
Precinct 28 H69	68	5	34	0	107
Precinct 28 H71	123	9	54	1	187
Precinct 29 H69	123	5	60	0	188
Precinct 29 H71	153	8	68	0	229
Precinct 30 H69	222	11	111	0	344
Precinct 31 H69	220	12	86	1	319
Precinct 31 H71	533	14	201	1	749
Precinct 32 H69	163	3	59	0	225
Precinct 33 H69	321	9	163	0	493
Precinct 34 H69	520	19	186	2	727
Precinct 34 H71	134	9	54	0	197
Precinct 35 H69	325	14	184	1	524
Precinct 36 H71	39	5	8	0	52
Cambria H71	146	6	29	0	181
Dayton H71	35	0	9	0	44
Elm Creek H107	193	13	36	0	242
Elm Creek H71	140	2	39	0	181
Eureka H69	207	4	32	0	243
Falun H69	106	5	11	0	122
Glendale H107	34	0	9	0	43
Greeley H71	299	8	69	0	376
Gypsum H69	83	1	7	0	91
Liberty H69	71	2	13	0	86
Ohio H107	118	5	17	0	140
Ohio H69	20	0	7	0	27
Pleasant Valley H107	130	4	23	0	157
Smoky Hill	80	8	30	0	118
Smoky View H69	245	10	79	0	334
Smolan H69	262	7	57	0	326
Solomon H71	138	5	32	0	175
Spring Creek H107	41	0	11	0	52
Spring Creek H69	90	4	12	0	106
Walnut H69	207	6	64	0	277
Washington (307)	49	0	5	0	54
Washington H69 (400)	16	1	3	0	20

General Election 2022

November 8, 2022

Attorney General

State of Kansas

PCT/TWP	Chris Mann	Kris Kobach	Write In	Total
	Democratic	Republican		
Overall	7,551	9,982	32	17,565
Percentage	42.99%	56.83%	0.18%	100%
Precinct 1	139	131	1	271
Precinct 2 H107	21	15	0	36
Precinct 2 H71	112	92	1	205
Precinct 3 H107	63	57	0	120
Precinct 3 H69	29	51	0	80
Precinct 4 H107	134	120	1	255
Precinct 5 H107	157	131	1	289
Precinct 6 H69	99	119	0	218
Precinct 7 H107	100	95	1	196
Precinct 7 H69	47	64	1	112
Precinct 8 H107	25	14	0	39
Precinct 8 H69	35	22	0	57
Precinct 8 H71	88	77	0	165
Precinct 9 H69	164	147	0	311
Precinct 10 H69	83	68	0	151
Precinct 10 H71	82	71	0	153
Precinct 11 H69	128	134	1	263
Precinct 12 H69	228	193	0	421
Precinct 13 H69	108	130	1	239
Precinct 14 H69	152	184	0	336
Precinct 15 H71	143	127	0	270
Precinct 16 H71	102	134	0	236
Precinct 17 H71	115	124	0	239
Precinct 18 H71	109	159	0	268
Precinct 19 H71	184	218	2	404
Precinct 20 H71	404	449	1	854
Precinct 21 H71	365	427	0	792
Precinct 22 North H71	342	415	1	758
Precinct 22 South H71	35	72	0	107
Precinct 23 H71	360	474	0	834
Precinct 24 H71	122	145	2	269
Precinct 25 H69	37	38	0	75
Precinct 25 H71	69	60	0	129
Precinct 26 H71	140	131	3	274
Precinct 27 H69	182	213	0	395
Precinct 28 H69	44	63	0	107
Precinct 28 H71	78	108	0	186
Precinct 29 H69	83	103	1	187
Precinct 29 H71	100	129	0	229
Precinct 30 H69	161	179	1	341
Precinct 31 H69	118	198	0	316
Precinct 31 H71	305	452	1	758
Precinct 32 H69	89	137	0	226
Precinct 33 H69	241	258	2	501
Precinct 34 H69	317	418	1	736
Precinct 34 H71	78	118	0	196
Precinct 35 H69	235	284	1	520
Precinct 36 H71	17	34	0	51
Cambria H71	51	130	0	181
Dayton H71	14	30	0	44
Elm Creek H107	64	175	0	239
Elm Creek H71	66	115	1	182
Eureka H69	64	180	0	244
Falun H69	25	95	1	121
Glendale H107	10	31	0	41
Greeley H71	112	260	3	375
Gypsum H69	15	76	0	91
Liberty H69	22	65	0	87
Ohio H107	35	101	2	138
Ohio H69	10	18	0	28
Pleasant Valley H107	41	115	0	156
Smoky Hill	46	70	0	116
Smoky View H69	124	209	0	333
Smolan H69	85	239	0	324
Solomon H71	57	120	1	178
Spring Creek H107	10	43	0	53
Spring Creek H69	22	84	0	106
Walnut H69	88	192	0	280
Washington (307)	16	37	0	53
Washington H69 (400)	5	15	0	20

General Election 2022

November 8, 2022

State Treasurer

State of Kansas

PCT/TWP	Lynn W Rogers	Steven Johnson	Steve Roberts	Write In	Total
	Democratic	Republican	Libertarian		
Overall	5,259	11,748	574	7	17588
Percentage	29.90%	66.80%	3.26%	0.04%	100%
Precinct 1	102	154	11	0	267
Precinct 2 H107	15	19	3	0	37
Precinct 2 H71	87	99	18	0	204
Precinct 3 H107	52	64	2	0	118
Precinct 3 H69	27	52	1	0	80
Precinct 4 H107	103	137	13	0	253
Precinct 5 H107	130	143	16	0	289
Precinct 6 H69	82	126	12	0	220
Precinct 7 H107	76	108	12	0	196
Precinct 7 H69	36	70	7	0	113
Precinct 8 H107	20	16	2	0	38
Precinct 8 H69	25	32	0	0	57
Precinct 8 H71	64	101	3	0	168
Precinct 9 H69	114	185	12	0	311
Precinct 10 H69	64	79	6	0	149
Precinct 10 H71	63	83	6	0	152
Precinct 11 H69	94	154	13	0	261
Precinct 12 H69	183	220	17	0	420
Precinct 13 H69	82	154	3	0	239
Precinct 14 H69	115	210	16	0	341
Precinct 15 H71	111	146	14	0	271
Precinct 16 H71	82	141	10	0	233
Precinct 17 H71	96	131	13	0	240
Precinct 18 H71	86	172	13	1	272
Precinct 19 H71	119	271	10	0	400
Precinct 20 H71	244	580	27	1	852
Precinct 21 H71	264	509	15	0	788
Precinct 22 North H71	219	530	12	0	761
Precinct 22 South H71	18	88	4	0	110
Precinct 23 H71	269	540	21	0	830
Precinct 24 H71	87	168	14	0	269
Precinct 25 H69	26	47	2	0	75
Precinct 25 H71	53	72	3	0	128
Precinct 26 H71	94	172	7	0	273
Precinct 27 H69	130	243	22	0	395
Precinct 28 H69	36	63	8	0	107
Precinct 28 H71	55	119	12	1	187
Precinct 29 H69	61	114	11	0	186
Precinct 29 H71	72	155	4	0	231
Precinct 30 H69	113	224	7	0	344
Precinct 31 H69	86	223	10	0	319
Precinct 31 H71	210	520	21	1	752
Precinct 32 H69	66	159	1	0	226
Precinct 33 H69	164	319	15	0	498
Precinct 34 H69	183	531	22	0	736
Precinct 34 H71	53	136	9	0	198
Precinct 35 H69	181	322	19	1	523
Precinct 36 H71	9	39	3	0	51
Cambria H71	26	151	5	0	182
Dayton H71	7	36	1	0	44
Elm Creek H107	37	204	3	0	244
Elm Creek H71	43	137	1	0	181
Eureka H69	26	210	8	0	244
Falun H69	11	107	6	0	124
Glendale H107	7	36	0	0	43
Greeley H71	66	301	12	0	379
Gypsum H69	6	85	0	0	91
Liberty H69	8	79	1	0	88
Ohio H107	22	114	4	0	140
Ohio H69	9	19	0	0	28
Pleasant Valley H107	23	128	5	0	156
Smoky Hill	27	87	5	0	119
Smoky View H69	46	287	3	2	338
Smolan H69	55	270	4	0	329
Solomon H71	31	144	4	0	179
Spring Creek H107	11	42	0	0	53
Spring Creek H69	18	83	5	0	106
Walnut H69	50	226	4	0	280
Washington (307)	8	44	0	0	52
Washington H69 (400)	1	18	1	0	20

General Election 2022

November 8, 2022

Commissioner of Insurance

State of Kansas

PCT/TWP	Vicki Schmidt	Kiel Corkran	Write In	Total
	Republican	Democratic		
Overall	12,406	4,953	11	17,370
Percentage	71.42%	28.51%	0.06%	100%
Precinct 1	173	94	1	268
Precinct 2 H107	23	13	0	36
Precinct 2 H71	113	89	0	202
Precinct 3 H107	64	53	0	117
Precinct 3 H69	52	26	0	78
Precinct 4 H107	144	107	0	251
Precinct 5 H107	157	125	0	282
Precinct 6 H69	136	85	0	221
Precinct 7 H107	119	73	0	192
Precinct 7 H69	76	35	1	112
Precinct 8 H107	20	17	0	37
Precinct 8 H69	33	23	0	56
Precinct 8 H71	96	67	0	163
Precinct 9 H69	191	112	0	303
Precinct 10 H69	89	58	0	147
Precinct 10 H71	93	59	0	152
Precinct 11 H69	165	97	0	262
Precinct 12 H69	250	158	0	408
Precinct 13 H69	161	75	0	236
Precinct 14 H69	234	100	0	334
Precinct 15 H71	153	115	0	268
Precinct 16 H71	158	70	0	228
Precinct 17 H71	145	92	0	237
Precinct 18 H71	185	81	2	268
Precinct 19 H71	291	103	0	394
Precinct 20 H71	604	239	0	843
Precinct 21 H71	529	240	0	769
Precinct 22 North H71	555	195	0	750
Precinct 22 South H71	84	20	0	104
Precinct 23 H71	587	232	1	820
Precinct 24 H71	187	82	0	269
Precinct 25 H69	45	29	0	74
Precinct 25 H71	80	47	0	127
Precinct 26 H71	179	92	0	271
Precinct 27 H69	272	120	0	392
Precinct 28 H69	71	36	0	107
Precinct 28 H71	130	53	1	184
Precinct 29 H69	128	56	0	184
Precinct 29 H71	166	64	0	230
Precinct 30 H69	231	109	0	340
Precinct 31 H69	239	77	0	316
Precinct 31 H71	566	177	4	747
Precinct 32 H69	174	51	0	225
Precinct 33 H69	338	149	0	487
Precinct 34 H69	544	180	0	724
Precinct 34 H71	140	56	0	196
Precinct 35 H69	336	181	1	518
Precinct 36 H71	44	8	0	52
Cambria H71	154	26	0	180
Dayton H71	39	5	0	44
Elm Creek H107	210	33	0	243
Elm Creek H71	147	35	0	182
Eureka H69	211	31	0	242
Falun H69	109	13	0	122
Glendale H107	36	7	0	43
Greeley H71	312	65	0	377
Gypsum H69	84	7	0	91
Liberty H69	78	8	0	86
Ohio H107	123	16	0	139
Ohio H69	20	7	0	27
Pleasant Valley H107	133	21	0	154
Smoky Hill	89	29	0	118
Smoky View H69	265	67	0	332
Smolan H69	276	49	0	325
Solomon H71	144	33	0	177
Spring Creek H107	43	10	0	53
Spring Creek H69	97	7	0	104
Walnut H69	221	56	0	277
Washington (307)	48	5	0	53
Washington H69 (400)	17	3	0	20

General Election 2022
November 8, 2022
Kansas State Representative

District 69

PCT/TWP	Sarah Crews	Clarke Sanders	Write In	Total
	Democratic	Republican		
Overall	2,556	4,747	9	7,312
Percentage	34.96%	64.92%	0.12%	100%
Precinct 3 H69	27	53	1	81
Precinct 6 H69	95	125	1	221
Precinct 7 H69	41	69	1	111
Precinct 8 H69	23	34	0	57
Precinct 9 H69	144	165	1	310
Precinct 10 H69	80	70	0	150
Precinct 11 H69	95	155	0	250
Precinct 12 H69	211	211	0	422
Precinct 13 H69	91	149	0	240
Precinct 14 H69	121	218	0	339
Precinct 25 H69	34	41	0	75
Precinct 27 H69	160	236	0	396
Precinct 28 H69	38	69	1	108
Precinct 29 H69	70	115	1	186
Precinct 30 H69	135	209	0	344
Precinct 31 H69	98	220	0	318
Precinct 32 H69	75	154	0	229
Precinct 33 H69	207	289	0	496
Precinct 34 H69	239	497	0	736
Precinct 35 H69	203	317	1	521
Eureka H69	46	199	0	245
Falun H69	16	106	1	123
Gypsum H69	7	83	0	90
Liberty H69	12	75	0	87
Ohio H69	9	19	0	28
Smoky Hill H69	7	24	0	31
Smoky View H69	93	242	1	336
Smolan H69	72	255	0	327
Spring Creek H69	16	90	0	106
Walnut H69	80	201	0	281
Washington H69 (307)	7	41	0	48
Washington H69 (400)	4	16	0	20

District 71

PCT/TWP	Steven K Howe	Write In	Total
	Republican		
Overall	7,096	241	7,337
Percentage	96.72%	3.28%	100%
Precinct 1 H71	206	5	211
Precinct 2 H71	147	17	164
Precinct 8 H71	126	2	128
Precinct 10 H71	118	5	123
Precinct 15 H71	194	9	203
Precinct 16 H71	178	9	187
Precinct 17 H71	184	14	198
Precinct 18 H71	223	12	235
Precinct 19 H71	338	12	350
Precinct 20 H71	722	15	737
Precinct 21 H71	644	11	655
Precinct 22 North H71	632	20	652
Precinct 22 South H71	97	2	99
Precinct 23 H71	676	14	690
Precinct 24 H71	214	14	228
Precinct 25 H71	95	11	106
Precinct 26 H71	219	9	228
Precinct 28 H71	156	7	163
Precinct 29 H71	200	6	206
Precinct 31 H71	645	24	669
Precinct 34 H71	170	5	175
Precinct 36 H71	49	1	50
Cambria H71	164	1	165
Dayton H71	43	0	43
Elm Creek H71	156	4	160
Greeley H71	334	7	341
Smoky Hill H71	3	0	3
Solomon H71	163	5	168

District 107

PCT/TWP	Susan L Concannon	Write In	Total
	Republican		
Overall	1,321	48	1,369
Percentage	96.49%	3.51%	100.00%
Precinct 1 H107	5	0	5
Precinct 2 H107	27	0	27
Precinct 3 H107	87	3	90
Precinct 4 H107	175	17	192
Precinct 5 H107	200	10	210
Precinct 7 H107	153	12	165
Precinct 8 H107	29	0	29
Elm Creek H107	217	0	217
Glendale H107	38	1	39
Ohio H107	129	1	130
Pleasant Valley H107	140	3	143
Smoky Hill H107	74	1	75
Spring Creek H107	42	0	42
Washington H107 (307)	5	0	5

General Election 2022

November 8, 2022

State Board of Education

7th District

PCT/TWP	Dennis Hershberger	Write in	Total
	Republican		
Overall	14,230	424	14,654
Percentage	97.11%	2.89%	100%
Precinct 1	208	4	212
Precinct 2 H107	29	0	29
Precinct 2 H71	144	12	156
Precinct 3 H107	86	3	89
Precinct 3 H69	64	2	66
Precinct 4 H107	179	12	191
Precinct 5 H107	199	12	211
Precinct 6 H69	174	9	183
Precinct 7 H107	148	11	159
Precinct 7 H69	90	3	93
Precinct 8 H107	26	1	27
Precinct 8 H69	38	2	40
Precinct 8 H71	122	3	125
Precinct 9 H69	233	13	246
Precinct 10 H69	101	6	107
Precinct 10 H71	110	3	113
Precinct 11 H69	238	20	258
Precinct 12 H69	294	18	312
Precinct 13 H69	189	1	190
Precinct 14 H69	270	7	277
Precinct 15 H71	191	8	199
Precinct 16 H71	177	3	180
Precinct 17 H71	183	11	194
Precinct 18 H71	215	8	223
Precinct 19 H71	323	6	329
Precinct 20 H71	689	14	703
Precinct 21 H71	623	11	634
Precinct 22 North H71	608	14	622
Precinct 22 South H71	97	2	99
Precinct 23 H71	662	14	676
Precinct 24 H71	207	13	220
Precinct 25 H69	62	4	66
Precinct 25 H71	100	5	105
Precinct 26 H71	210	6	216
Precinct 27 H69	309	10	319
Precinct 28 H69	93	1	94
Precinct 28 H71	153	4	157
Precinct 29 H69	149	5	154
Precinct 29 H71	188	7	195
Precinct 30 H69	271	13	284
Precinct 31 H69	265	4	269
Precinct 31 H71	639	22	661
Precinct 32 H69	196	3	199
Precinct 33 H69	400	14	414
Precinct 34 H69	617	9	626
Precinct 34 H71	170	4	174
Precinct 35 H69	419	18	437
Precinct 36 H71	47	1	48
Cambria H71	163	2	165
Dayton H71	42	1	43
Elm Creek H107	221	0	221
Elm Creek H71	156	2	158
Eureka H69	225	3	228
Falun H69	117	1	118
Glendale H107	36	1	37
Greeley H71	332	5	337
Gypsum H69	87	0	87
Liberty H69	80	2	82
Ohio H107	130	3	133
Ohio H69	22	1	23
Pleasant Valley H107	139	3	142
Smoky Hill	98	2	100
Smoky View H69	288	8	296
Smolan H69	293	2	295
Solomon H71	158	6	164
Spring Creek H107	43	0	43
Spring Creek H69	96	2	98
Walnut H69	231	4	235
Washington (307)	49	0	49
Washington H69 (400)	19	0	19

General Election 2022

November 8, 2022

County Commission

District 1

PCT/TWP	Monte Shadwick	Write In	Total
	Republican		
Overall	2,188	70	2,258
Percentage	96.90%	3.10%	100%
Precinct 1	214	5	219
Precinct 2 H107	30	0	30
Precinct 2 H71	147	11	158
Precinct 5 H107	207	10	217
Precinct 8 H107	32	0	32
Precinct 8 H69	44	2	46
Precinct 8 H71	128	1	129
Precinct 15 H71	204	8	212
Precinct 16 H71	174	5	179
Precinct 17 H71	196	7	203
Precinct 18 H71	222	13	235
Cambria H71	164	4	168
Dayton H71	40	0	40
Elm Creek H107	223	1	224
Elm Creek H71	163	3	166

District 4

PCT/TWP	James L Weese	Write In	Total
	Republican		
Overall	2,580	61	2,641
Percentage	97.69%	2.31%	100%
Precinct 12 H69	301	17	318
Precinct 13 H69	191	3	194
Precinct 14 H69	273	7	280
Precinct 32 H69	198	2	200
Precinct 33 H69	415	8	423
Precinct 35 H69	422	17	439
Falun H69	115	1	116
Smoky View H69	293	4	297
Smolan H69	300	2	302
Washington (307)	53	0	53
Washington H69 (400)	19	0	19

District 5

PCT/TWP	Joe A Hay Jr	Write In	Total
	Republican		
Overall	2,208	93	2,301
Percentage	95.96%	4.04%	100%
Precinct 3 H107	85	3	88
Precinct 3 H69	63	2	65
Precinct 4 H107	184	13	197
Precinct 6 H69	175	9	184
Precinct 7 H107	153	9	162
Precinct 7 H69	89	3	92
Precinct 9 H69	229	14	243
Precinct 10 H69	113	6	119
Precinct 10 H71	117	3	120
Precinct 11 H69	217	3	220
Precinct 24 H71	207	15	222
Glendale H107	37	1	38
Ohio H107	132	1	133
Ohio H69	22	2	24
Pleasant Valley H107	137	5	142
Smoky Hill	101	2	103
Spring Creek H107	46	0	46
Spring Creek H69	101	2	103

General Election 2022

November 8, 2022

Township Clerk

TWP	CLERK	Overall Total
CA	Randy Russi Republican	158
EC	Write In - Kimberly Mick	2
EU	Sharon Anderes Democratic	188
FA	Darlene Wolf Republican	114
GL	Write In - Megan Muchow	2
GY	J A Walker Republican	80
LI	Write In - Marla Peterson	4
OH	Write In - Lee Weis	3
PV	Nikki Davenport Republican	138
SH	Write In - Jennifer Niehaus	2
SV	Janice M Morris Democratic	238
SM	Write In - Curtis Albers	2
SO	Write In - Elaine Waddle	6
SC	Dana Watkins Republican	150
WL	Write In - Teresa Swisher	3
WS	Write In - Michael Wineteer	2

General Election 2022

November 8, 2022

Supreme Court for Justice

State of Kansas

	Melissa Taylor Standridge		Dan Biles		K.J. Wall		Marla Luckert		Evelyn Z Wilson		Caleb Stegall	
<i>PCT</i>	Leawood		Shawnee		Lawrence		Topeka		Topeka		Lawrence	
<i>TWP</i>	Position 1		Position 2		Position 3		Position 5		Position 6		Position 7	
	YES	NO	YES	NO	YES	NO	YES	NO	YES	NO	YES	NO
Overall Total	10,914	5,458	10,500	5,689	10,414	5,723	10,623	5,502	10,523	5,584	12,187	3,942
Precinct 1	177	69	165	75	170	72	169	70	170	73	179	67
Precinct 2 H107	27	9	25	11	27	9	25	11	27	8	27	9
Precinct 2 H71	126	68	115	80	112	80	125	69	126	69	135	58
Precinct 3 H107	82	31	83	29	82	31	88	25	80	32	87	25
Precinct 3 H69	55	22	53	23	53	22	56	18	51	22	65	9
Precinct 4 H107	172	65	162	72	162	70	167	66	169	64	176	57
Precinct 5 H107	179	90	174	96	177	91	171	94	178	91	198	66
Precinct 6 H69	147	69	139	72	132	77	144	63	143	65	154	54
Precinct 7 H107	143	44	139	48	140	47	138	49	143	43	144	41
Precinct 7 H69	71	39	67	41	70	38	66	42	70	38	76	31
Precinct 8 H107	25	13	26	13	25	13	25	13	25	13	24	14
Precinct 8 H69	40	13	42	11	41	12	38	14	41	10	38	13
Precinct 8 H71	95	58	90	62	86	66	95	58	94	60	106	46
Precinct 9 H69	206	82	196	91	201	84	204	82	199	86	216	70
Precinct 10 H69	89	46	86	50	87	48	87	48	85	49	107	29
Precinct 10 H71	108	36	106	37	104	37	106	37	108	34	108	34
Precinct 11 H69	203	88	163	82	159	86	164	81	168	77	175	69
Precinct 12 H69	262	114	256	119	256	115	256	113	251	117	270	97
Precinct 13 H69	140	82	131	86	135	84	136	82	137	80	165	54
Precinct 14 H69	233	86	231	86	224	94	228	87	223	90	237	76
Precinct 15 H71	158	82	155	84	154	83	153	83	153	83	167	67
Precinct 16 H71	142	63	138	63	142	61	135	64	132	69	147	52
Precinct 17 H71	156	73	146	79	141	83	146	80	146	80	161	62
Precinct 18 H71	155	93	150	95	149	97	159	88	154	93	168	82
Precinct 19 H71	252	121	255	118	255	118	253	118	248	122	283	85
Precinct 20 H71	569	240	564	244	543	262	565	245	554	248	623	182
Precinct 21 H71	516	203	493	218	487	220	501	211	495	210	566	141
Precinct 22 North H71	486	223	469	227	470	233	467	229	467	231	551	147
Precinct 22 South H71	61	34	62	33	59	36	61	34	60	35	75	20
Precinct 23 H71	465	287	447	291	447	294	450	288	450	291	570	179
Precinct 24 H71	168	79	172	75	170	75	174	71	169	76	190	56
Precinct 25 H69	48	24	47	24	47	24	48	24	48	24	46	25
Precinct 25 H71	83	38	77	43	79	41	77	40	81	37	89	30
Precinct 26 H71	178	73	173	75	176	73	168	80	173	72	189	56
Precinct 27 H69	244	131	228	139	234	136	233	136	236	135	276	97
Precinct 28 H69	61	39	57	43	58	40	61	37	63	34	74	24
Precinct 28 H71	108	62	107	63	106	63	111	59	111	58	123	46
Precinct 29 H69	117	58	109	63	109	61	113	56	110	59	126	47
Precinct 29 H71	157	47	150	53	149	50	152	49	154	47	163	37
Precinct 30 H69	224	102	223	103	218	107	223	99	223	102	253	70
Precinct 31 H69	183	103	172	111	175	108	173	106	179	103	221	61
Precinct 31 H71	444	261	429	275	425	272	447	254	430	268	544	154
Precinct 32 H69	149	65	144	68	142	69	144	65	144	65	165	43
Precinct 33 H69	334	134	321	143	315	144	326	137	325	136	358	104
Precinct 34 H69	492	188	466	200	458	205	486	183	472	198	530	144
Precinct 34 H71	118	66	116	66	112	68	120	63	108	72	137	47
Precinct 35 H69	329	161	304	182	308	178	309	177	310	173	358	133
Precinct 36 H71	34	13	31	15	32	15	30	16	32	15	35	12
Cambria H71	99	77	101	77	93	83	96	81	94	83	112	63
Dayton H71	21	20	19	20	20	19	18	21	18	21	34	5
Elm Creek H107	135	91	131	95	127	97	135	89	132	93	168	58
Elm Creek H71	108	63	108	65	113	57	121	50	109	61	128	39
Eureka H69	138	90	133	94	130	96	130	98	135	89	159	70
Falun H69	58	58	55	58	56	57	60	54	54	60	89	25
Glendale H107	25	15	27	13	27	13	26	14	25	15	28	12
Greeley H71	210	144	200	148	194	155	199	146	195	150	251	92
Gypsum H69	36	48	31	53	30	52	30	53	31	52	55	26
Liberty H69	42	37	43	36	40	39	44	35	39	40	63	16
Ohio H107	67	67	64	68	67	67	62	71	62	70	98	32
Ohio H69	20	5	21	4	21	4	20	5	20	5	21	4
Pleasant Valley H107	89	58	85	62	82	61	83	61	85	59	100	43
Smoky Hill	69	36	71	35	67	38	67	37	67	37	81	26
Smoky View H69	211	98	203	106	201	107	201	106	199	108	236	71
Smolan H69	180	112	174	118	168	124	176	116	170	124	213	80
Solomon H71	106	67	100	70	102	69	103	67	99	72	139	34
Spring Creek H107	22	26	22	27	22	25	21	27	23	24	31	17
Spring Creek H69	58	42	55	43	56	41	53	43	50	46	65	32
Walnut H69	163	98	158	100	155	104	161	94	157	99	195	58
Washington (307)	34	13	33	14	30	15	31	15	32	13	33	12
Washington H69 (400)	12	6	12	6	10	8	13	5	12	6	13	5

General Election 2022

November 8, 2022

Court of Appeals Judge

State of Kansas

<i>PCT</i> <i>TWP</i>	Stephen D Hill		Lesley Ann Isherwood		Amy Fellows Cline		Kim R Schroeder		Henry W Green Jr		Tom Malone		Jacy J Hurst	
	Topeka		Wichita		Topeka		Hugoton		Leavenworth		Wichita		Lawrence	
	Position 1		Position 2		Position 3		Position 5		Position 7		Position 11		Position 13	
Overall Total	YES	NO	YES	NO	YES	NO	YES	NO	YES	NO	YES	NO	YES	NO
Precinct 1	174	67	175	68	173	70	173	68	171	66	165	74	170	70
Precinct 2 H107	22	14	23	13	24	12	24	12	24	11	22	13	24	12
Precinct 2 H71	123	65	135	55	135	51	134	54	124	61	129	59	131	56
Precinct 3 H107	81	29	82	28	78	32	85	24	80	30	76	34	76	32
Precinct 3 H69	53	20	53	20	53	20	56	16	51	21	51	22	53	20
Precinct 4 H107	172	59	171	60	170	60	171	61	163	70	160	69	166	65
Precinct 5 H107	174	91	182	85	180	86	190	77	171	95	168	98	175	92
Precinct 6 H69	141	68	151	57	148	60	145	60	132	70	138	67	142	61
Precinct 7 H107	135	49	136	46	136	45	138	45	129	52	134	49	135	46
Precinct 7 H69	71	36	71	37	71	36	72	36	70	37	70	37	68	39
Precinct 8 H107	24	13	23	14	23	14	26	11	23	13	23	13	23	13
Precinct 8 H69	36	11	37	13	39	9	36	10	38	11	37	11	37	10
Precinct 8 H71	94	55	96	55	91	56	97	52	91	56	96	52	88	60
Precinct 9 H69	200	82	202	80	199	80	205	74	197	83	197	81	190	89
Precinct 10 H69	92	42	94	40	90	42	94	37	90	42	91	39	90	39
Precinct 10 H71	115	27	110	31	110	30	107	32	107	32	105	34	105	33
Precinct 11 H69	170	74	173	73	167	76	173	70	166	71	165	74	167	72
Precinct 12 H69	253	106	249	110	253	104	256	102	254	105	251	109	245	108
Precinct 13 H69	139	81	136	80	133	80	145	68	138	78	139	77	133	80
Precinct 14 H69	232	82	231	84	228	84	233	76	227	85	226	81	221	87
Precinct 15 H71	155	79	155	79	152	74	157	74	148	82	148	82	159	73
Precinct 16 H71	134	60	133	62	136	61	128	67	128	69	137	60	139	61
Precinct 17 H71	152	70	145	76	143	74	148	68	142	75	147	70	139	76
Precinct 18 H71	156	88	156	89	156	86	155	87	156	83	160	81	152	86
Precinct 19 H71	262	98	250	110	248	110	267	90	254	102	248	107	247	109
Precinct 20 H71	564	225	559	227	552	233	589	197	572	213	582	205	551	237
Precinct 21 H71	508	184	506	181	499	190	528	156	496	182	496	183	488	192
Precinct 22 North H71	479	206	476	212	468	211	507	176	483	199	487	192	462	218
Precinct 22 South H71	66	28	64	30	68	25	74	20	68	26	68	26	62	32
Precinct 23 H71	459	280	466	268	463	273	505	230	466	269	466	262	459	273
Precinct 24 H71	171	70	174	68	171	68	178	59	169	70	171	67	165	71
Precinct 25 H69	48	23	48	23	46	25	51	20	51	20	48	23	46	25
Precinct 25 H71	81	36	85	33	85	33	84	32	79	38	79	38	83	34
Precinct 26 H71	178	67	169	76	167	76	178	63	174	68	171	71	173	68
Precinct 27 H69	249	117	251	114	245	120	263	100	250	112	247	115	241	121
Precinct 28 H69	62	35	62	36	63	35	67	31	61	38	63	35	61	38
Precinct 28 H71	112	54	104	61	105	57	108	57	108	56	108	58	108	58
Precinct 29 H69	111	58	113	55	110	54	125	43	107	59	111	56	108	57
Precinct 29 H71	155	44	155	44	154	43	162	36	153	43	156	40	149	47
Precinct 30 H69	223	97	221	98	220	99	235	89	221	99	227	93	223	98
Precinct 31 H69	177	101	172	103	173	101	180	97	176	100	176	99	171	105
Precinct 31 H71	442	250	439	246	441	250	492	196	453	237	447	238	436	252
Precinct 32 H69	148	55	145	57	145	58	145	56	147	56	144	60	144	57
Precinct 33 H69	325	129	318	134	321	132	335	118	317	129	315	135	312	137
Precinct 34 H69	484	177	477	178	476	178	505	152	482	173	481	172	468	183
Precinct 34 H71	114	64	112	64	111	65	123	54	109	65	122	57	113	63
Precinct 35 H69	318	162	318	162	318	158	325	156	320	158	325	153	324	154
Precinct 36 H71	35	13	35	12	34	13	34	13	34	13	34	13	34	13
Cambria H71	101	74	100	77	101	75	108	68	100	75	100	75	94	80
Dayton H71	21	18	21	18	19	20	26	13	20	19	21	18	20	19
Elm Creek H107	139	80	130	88	129	86	144	72	138	79	141	77	128	90
Elm Creek H71	116	52	113	57	112	57	128	41	113	55	116	53	108	59
Eureka H69	144	79	137	88	135	86	151	70	142	81	138	82	127	91
Falun H69	59	53	61	51	62	52	78	35	65	46	60	52	58	53
Glendale H107	25	15	25	14	25	15	29	11	28	11	25	14	29	11
Greeley H71	211	129	199	139	199	141	228	118	209	132	210	131	193	144
Gypsum H69	36	47	33	48	35	47	39	42	34	49	34	48	32	51
Liberty H69	40	36	43	33	41	34	47	30	41	35	43	33	42	35
Ohio H107	67	63	65	64	66	60	73	54	65	63	66	63	61	66
Ohio H69	20	4	21	4	21	4	21	4	21	4	21	4	21	4
Pleasant Valley H107	89	53	86	55	90	51	92	48	87	53	86	54	87	53
Smoky Hill	67	36	70	33	71	33	73	32	68	36	67	35	69	36
Smoky View H69	203	97	202	97	197	103	222	78	202	97	201	98	194	105
Smolan H69	179	112	181	115	175	115	190	99	179	112	178	112	163	121
Solomon H71	109	62	101	70	99	71	111	59	109	62	108	64	97	70
Spring Creek H107	22	23	22	23	22	23	20	25	23	22	24	21	21	24
Spring Creek H69	57	40	52	43	53	42	60	35	55	39	54	42	53	43
Walnut H69	165	85	155	96	157	93	174	78	162	89	166	85	155	95
Washington (307)	33	13	34	12	32	14	34	12	33	13	34	12	31	16
Washington H69 (400)	12	6	13	5	11	7	14	4	11	7	12	6	12	6

General Election 2022

November 8, 2022

Constitutional Amendment #1

Explanatory statement. The purpose of this amendment is to provide the legislature with oversight of state executive branch agencies and officials by providing the legislature authority to establish procedures to revoke or suspend rules and regulations.

A vote for this proposition would allow the legislature to establish procedures to revoke or suspend rules and regulations that are adopted by state executive branch agencies and officials that have the force and effect of law.

A vote against this proposition would allow state executive branch agencies and officials to continue adopting rules and regulations that have the force and effect of law without any opportunity for the legislature to directly revoke or suspend such rules and regulations.

Shall the following be adopted?

§ 17. Legislative oversight of administrative rules and regulations.

Whenever the legislature by law has authorized any officer or agency within the executive branch of government to adopt rules and regulations that have the force and effect of law, the legislature may provide by law for the revocation or suspension of any such rule and regulation, or any portion thereof, upon a vote of a majority of the members then elected or appointed and qualified in each house.

	YES	NO	Total
Overall Total	8,966	7,723	16,689
Percentage	53.72%	46.28%	100.00%
Precinct 1	140	112	252
Precinct 2 H107	18	17	35
Precinct 2 H71	103	101	204
Precinct 3 H107	55	60	115
Precinct 3 H69	44	35	79
Precinct 4 H107	114	126	240
Precinct 5 H107	128	149	277
Precinct 6 H69	109	104	213
Precinct 7 H107	91	99	190
Precinct 7 H69	57	54	111
Precinct 8 H107	10	27	37
Precinct 8 H69	20	33	53
Precinct 8 H71	75	81	156
Precinct 9 H69	152	146	298
Precinct 10 H69	69	76	145
Precinct 10 H71	56	89	145
Precinct 11 H69	123	117	240
Precinct 12 H69	170	226	396
Precinct 13 H69	120	101	221
Precinct 14 H69	167	142	309
Precinct 15 H71	115	135	250
Precinct 16 H71	119	89	208
Precinct 17 H71	119	112	231
Precinct 18 H71	127	131	258
Precinct 19 H71	197	189	386
Precinct 20 H71	403	419	822
Precinct 21 H71	378	356	734
Precinct 22 North H71	398	337	735
Precinct 22 South H71	64	40	104
Precinct 23 H71	415	369	784
Precinct 24 H71	118	133	251
Precinct 25 H69	36	37	73
Precinct 25 H71	64	60	124
Precinct 26 H71	132	127	259
Precinct 27 H69	199	178	377
Precinct 28 H69	65	37	102
Precinct 28 H71	103	79	182
Precinct 29 H69	98	75	173
Precinct 29 H71	121	96	217
Precinct 30 H69	166	161	327
Precinct 31 H69	169	135	304
Precinct 31 H71	411	322	733
Precinct 32 H69	115	99	214
Precinct 33 H69	263	214	477
Precinct 34 H69	381	313	694
Precinct 34 H71	108	79	187
Precinct 35 H69	268	226	494
Precinct 36 H71	27	22	49
Cambria H71	101	74	175
Dayton H71	26	11	37
Elm Creek H107	126	95	221
Elm Creek H71	104	72	176
Eureka H69	143	85	228
Falun H69	83	31	114
Glendale H107	24	18	42
Greeley H71	216	143	359
Gypsum H69	55	31	86
Liberty H69	58	28	86
Ohio H107	90	44	134
Ohio H69	15	7	22
Pleasant Valley H107	83	63	146
Smoky Hill	60	48	108
Smoky View H69	178	135	313
Smolan H69	203	110	313
Solomon H71	108	65	173
Spring Creek H107	30	20	50
Spring Creek H69	60	41	101
Walnut H69	158	110	268
Washington (307)	33	19	52
Washington H69 (400)	12	8	20

General Election 2022

November 8, 2022

Constitutional Amendment #2

Explanatory statement. This amendment would preserve the right of citizens of each county that elected a county sheriff as of January 11, 2022, to continue electing the county sheriff. The amendment would also provide that a county sheriff only may be involuntarily removed from office pursuant to either a recall election or a writ of quo warranto initiated by the attorney general.

A vote for this proposition would preserve the right of citizens of each county that elected a county sheriff as of January 11, 2022, to continue electing the county sheriff via popular vote. The amendment would also direct that a county sheriff only may be involuntarily removed from office pursuant to either a recall election or a writ of quo warranto initiated by the attorney general.

A vote against this proposition would not make any changes to the constitution and would retain current law concerning the election of a sheriff and the procedures for involuntary removal of a sheriff from office.

Shall the following be adopted?

§ 2. County and township officers. (a) Except as provided in subsection (b), each county shall elect a sheriff for a term of four years by a majority of the qualified electors of the county voting thereon at the time of voting designated for such office pursuant to law in effect on January 11, 2022, and every four years thereafter.

(b) The provisions of subsection (a) shall not apply to a county that abolished the office of sheriff prior to January 11, 2022. Such county may restore the office of sheriff as provided by law and such restoration shall be irrevocable. A county that restores the office of sheriff shall elect a sheriff by a majority of the qualified electors of the county voting thereon for a term of four years. Such sheriff shall have such qualifications and duties as provided by law. The time of voting for the office of sheriff may be provided for by the legislature pursuant to section 18 of article 2 of this constitution.

(c) The filling of vacancies and the qualifications and duties of the office of sheriff shall be as provided by law.

(d) The legislature shall provide for such other county and township officers as may be necessary.


§ 5. Removal of officers. (a) Except as provided in subsection (b), all county and township officers may be removed from office, in such manner and for such cause, as shall be prescribed by law.

(b) A county sheriff only may be involuntarily removed from office by recall election pursuant to section 3 of article 4 of this constitution or a writ of quo warranto initiated by the attorney general.

	YES	NO	Total
Overall Total	11,009	5,581	16,590
Percentage	66.36%	33.64%	100.00%
Precinct 1 H107	188	67	255
Precinct 2 H107	19	16	35
Precinct 2 H71	129	77	206
Precinct 3 H107	71	43	114
Precinct 3 H69	55	23	78
Precinct 4 H107	158	83	241
Precinct 5 H107	177	98	275
Precinct 6 H69	147	67	214
Precinct 7 H107	120	66	186
Precinct 7 H69	76	36	112
Precinct 8 H107	25	13	38
Precinct 8 H69	29	22	51
Precinct 8 H71	98	52	150
Precinct 9 H69	192	104	296
Precinct 10 H69	91	53	144
Precinct 10 H71	94	52	146
Precinct 11 H69	167	74	241
Precinct 12 H69	231	158	389
Precinct 13 H69	139	85	224
Precinct 14 H69	224	90	314
Precinct 15 H71	159	89	248
Precinct 16 H71	147	59	206
Precinct 17 H71	144	80	224
Precinct 18 H71	165	97	262
Precinct 19 H71	233	152	385
Precinct 20 H71	497	324	821
Precinct 21 H71	475	242	717
Precinct 22 North H71	447	282	729
Precinct 22 South H71	81	27	108
Precinct 23 H71	503	277	780
Precinct 24 H71	157	93	250
Precinct 25 H69	49	25	74
Precinct 25 H71	74	45	119
Precinct 26 H71	176	79	255
Precinct 27 H69	246	132	378
Precinct 28 H69	77	26	103
Precinct 28 H71	123	55	178
Precinct 29 H69	118	55	173
Precinct 29 H71	144	67	211
Precinct 30 H69	213	114	327
Precinct 31 H69	209	87	296
Precinct 31 H71	501	235	736
Precinct 32 H69	147	65	212
Precinct 33 H69	293	184	477
Precinct 34 H69	444	246	690
Precinct 34 H71	124	60	184
Precinct 35 H69	333	154	487
Precinct 36 H71	32	18	50
Cambria H71	127	49	176
Dayton H71	28	11	39
Elm Creek H107	164	62	226
Elm Creek H71	118	57	175
Eureka H69	156	72	228
Falun H69	88	25	113
Glendale H107	28	14	42
Greeley H71	248	108	356
Gypsum H69	62	24	86
Liberty H69	54	28	82
Ohio H107	100	32	132
Ohio H69	19	3	22
Pleasant Valley H107	98	43	141
Smoky Hill	75	34	109
Smoky View H69	218	94	312
Smolan H69	217	86	303
Solomon H71	123	48	171
Spring Creek H107	33	17	50
Spring Creek H69	78	23	101
Walnut H69	185	81	266
Washington (307)	35	17	52
Washington H69 (400)	14	5	19


WE, THE UNDERSIGNED BOARD OF CANVASSERS, do hereby certify that the foregoing abstract of votes cast at the General election held on 8th day of November, A.D. 2022, is true and correct, as shown by the returns of said election on file in the County Clerk's office, and canvassed by us this 15th day of November, A.D. 2022.


WITNESS our hands, this 17th day of November, A.D. 2022



James L Weese, District 4

Robert Vidricksen, District 2

Monte Shadwick, District 1



Rodger Sparks, District 3


Michael J White, District 5



Saline County Commissioners

ATTEST:


Jamie R Doss, County Clerk